



Bell Ringers to Promote Divergent Thinking

2023



Biographies

Susan Gable (Elementary STEM/Gifted teacher)

Years in Pennridge: 15 years

Total Years Teaching: 19 years

Gifted Education 10 years

STEM Education 5 years

Fun fact: I have a twin brother

Lindsay Wood (Elementary STEM/Gifted teacher)

Years in Pennridge: 14 years

Total Years Teaching: 19 years

Gifted Education: 15 years


STEM Education: 5 years

Fun fact: You can catch me in a few movies as an extra :)





Session Goals:

- Understand what we mean by divergent thinking
 - How to incorporate and develop it quickly, easily, and effectively into your classrooms
 - Practice your own divergent thinking
- 



What is Divergent Thinking and Why is it Important?

According Merriam Webster dictionary, Divergent Thinking is: creative thinking that may follow many lines of thought and tends to generate new and original solutions to problems


Divergent thinking allows students to worry less about the “right” answer and look for many possible solutions or answers.



Four Categories of Divergent Thinking

In our district we work on developing the following four types of divergent thinking:

- Fluency (brainstorm MANY ideas before picking one idea)
- Flexibility (change in thinking as new information is given)
- Originality (unusual or unique ideas)
- Elaboration (add or adapt ideas with more time or more information)



It is important to develop your own divergent thinking so you are open to your students' divergent thinking! Don't have predetermined answers in mind!



Think Fast

True Bell Ringers: Think Fast is a game to work on fluency of thought while practicing flexible thinking and original ideas.

For Beginners: Students are given a category to generate as many ideas they can with a time limit of around 2-3 minutes.

Ex. In 3 minutes, List things that you would find in a bookbag.

For Experienced Players: Students are given a category and a beginning letter that all words must begin with. 2-3 minutes allowed depending on level of difficulty.

Ex. List things you would find in a restaurant that start with the letter L.

**** Students MAY NOT just use an adjective over and over for the letter rounds...little rice, little ham, little napkins :)*

Think Fast Subject Specific:

Tie in your standards for a fun review or even a pre assessment!

ELA: List as many adjectives that describe the main character in today's story.

Science: List as many different animal habitats as you can.

Need extra differentiation and/or challenge:

- Limit the number of letter or syllables in a response
- Create your own categories
- Work in partners if students need assistance writing or giving the option to draw a small sketch

Sentence Building Game

In this game, we work on building sentences. It can be simple or complex depending on your age range/abilities.

Give the students four letters (or more):

H M E T

They must now make a sentence that makes sense using those letters in that order.

Harry **M**ust **E**ncourage **T**immy.

You can make it content specific too!

H M E T

but with the Colonies in mind.

Harbors **M**ostly **E**xported **T**ea.

Why I love this game...

What Doesn't Belong ?

In this game, we work on critical thinking and reasoning skills. There is NO right answer, which promotes discussion, debate and supporting ideas and reasoning in clear way!

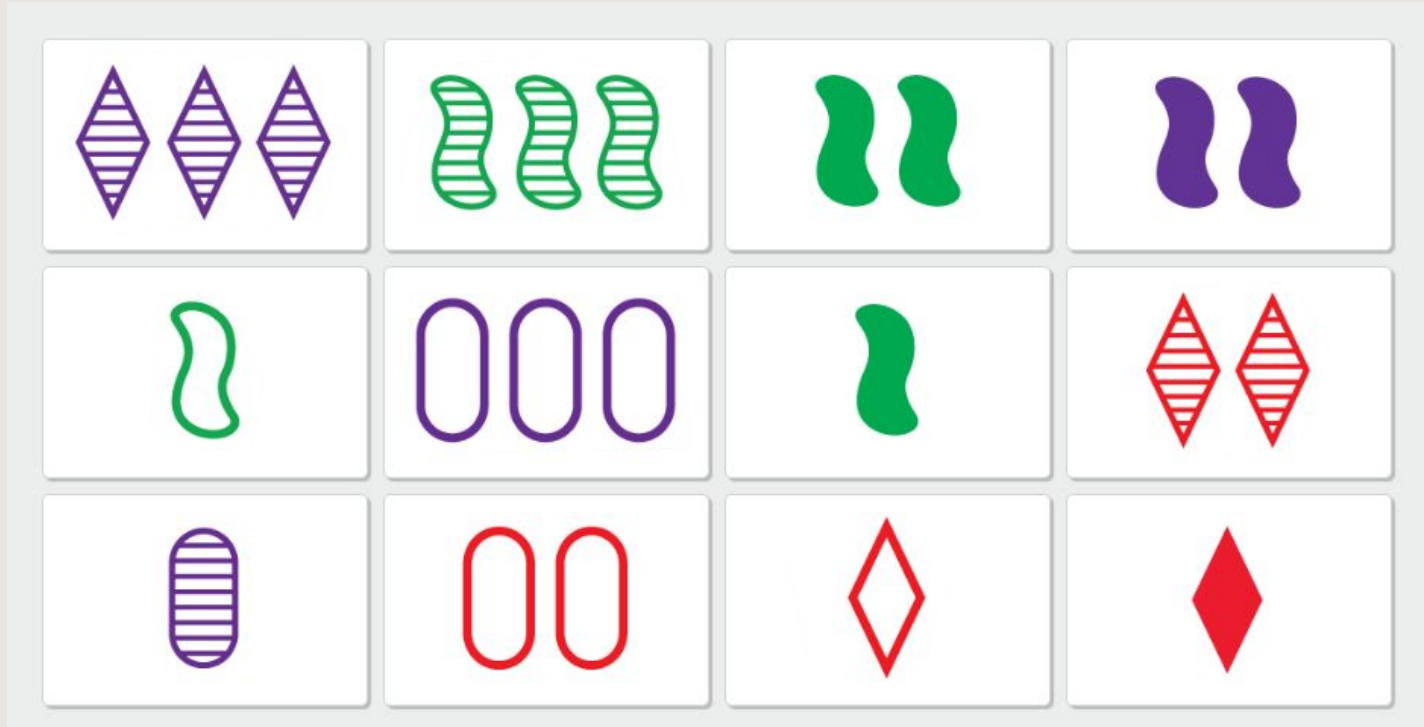


Which one doesn't belong?

22	33
44	50

Other Resource to Consider

SET GAME



Wordle

B	E	N	C	H
C	R	E	S	T

You get six chances to guess the word.

Can you figure it out?

Word Pattern practice! (Great for WTW)



Correct Letter, Correct Place



Correct Letter, Wrong Place

There is a number version called nerdle too

How to Contact Us

Susan Gable

sgable@penncross.org

Lindsay Wood

lwood@penncross.org

Sources:

[Waterford.org](#)

[Waldorf Education](#)

[Problem Finding, Divergent Thinking and Evaluative Thinking...](#)

[Overview by lifeloveparenting](#)

[Thinking about Divergent Thinking](#)

[Lisa Van Gemert Activities for Flexible Thinking](#)